

BATHROOM & TOILET



Bath Transfer Bench
Clearance Beneath: 38cm-47.6cm
Seat Width: 70cm Seat Depth: 41cm
Weight Capacity: 113kg

Weekly: \$10.00 | Monthly: \$38.00



Bath Board
Seat Width 67.5cm
Seat Depth: 26cm
Weight Capacity: 110kg

Weekly: \$10.00 | Monthly: \$38.00



Toilet Surround
Width: 47cm
Height: 64cm - 79cm
Max User Weight: 110kg

Weekly: \$10.00 | Monthly: \$38.00



Over Toilet Aid with Seat
Seat Width (between arms): 48cm Seat
Height range: 48-64cm
Weight Capacity: 100kg

Weekly: \$10.00 | Monthly: \$38.00



Shower Chair with Armrest
Seat Width (between arms): 46cm
Seat Height range: 43-55cm
Weight Capacity: 110kg

Weekly: \$10.00 | Monthly: \$38.00



Shower Stool with Armrest
Seat Width (between arms): 41cm
Seat Height range: 68-81cm
Weight Capacity: 110kg

Weekly: \$10.00 | Monthly: \$38.00



Swivel Bather
Seat Width: 43cm
Seat Depth: 43cm
Weight Capacity: 114kg

Weekly: \$25.00 | Monthly: \$90.00



Shower Commode - Transit
Seat Width: 46cm Seat Depth: 42.5cm
Weight Capacity: 125kg
(Bed pan not included)

Weekly: \$30.00 | Monthly: \$110.00



Shower Commode - Self Propelled
Seat Width: 46cm Seat Depth: 42.5cm
Weight Capacity: 125kg
(Bed pan not included)

Weekly: \$30.00 | Monthly: \$110.00



**Adult Tilting Transit
Mobile Shower Commode**
Seat Width: 460mm Seat Depth: 410mm
Max User Weight: 160kg
(Bed pan not included)

Weekly: \$60.00 | Monthly: \$230.00

BEDROOM



Electric High/Low Hospital Bed
Includes - Safety Sides, Foam Mattress
Self Help Pole
Weight Capacity: 160kg

Single Bed
Weekly: \$60.00 | Monthly: \$230.00
King Single Bed
Weekly: \$70.00 Monthly: \$270.00



Mobile Intravenous Pole
Two Prongs to hold bags
Stainless Steel Upright
Five castors

Weekly: \$10.00 | Monthly: \$38.00



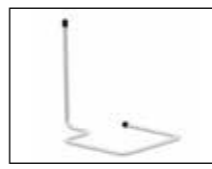
Over Bed Table
Length: 80cm
Width: 40cm
Max Height: 105cm

Weekly: \$10.00 | Monthly: \$38.00



Self Help Pole (Free Standing)
Height Overall: 168cm
Width Footprint: 76 cm
Depth Footprint: 85cm

Weekly: \$10.00 | Monthly: \$38.00



Bed Stick - Various styles
Slides in under mattress
Gives Support

Weekly: \$7.00 | Monthly: \$25.00



Bedside Commode
Seat Height: 45-60cm
Seat Width: 45cm
Max Height: 125kg

Weekly: \$15.00 | Monthly: \$55.00



Removable Bed Rails
Slides between Mattress and Bed Base
Width: 60cm Height: 50cm
Reach: 59cm

Weekly: \$10.00 | Monthly: \$38.00

CHAIRS



Low Back Chair - Height Adjustable
Seat Width: 45.5cm
Seat Depth: 46cm
Back Height: 46.5cm
Weight Capacity: 160kg

Weekly: \$15.00 | Monthly: \$55.00



High back Chair - Height Adjustable
Seat Width: 49cm Seat Depth: 48cm
Back Height: 73cm
Weight Capacity: 160kg

Weekly: \$20.00 | Monthly: \$75.00



Electric Reclining Lift Chair
Weight Capacity: 130kg

Single Motor
Weekly: \$50.00 | Monthly: \$190.00
Dual Motor
Weekly: \$60.00 | Monthly: \$230.00



Pressure Care Air Chair
Seat Width: 48.5cm
Seat Depth: 58.5cm
Weight Capacity: 145kg

Weekly: \$50.00 | Monthly: \$190.00

MOBILITY



Standard Self Propelled Wheelchair
Seat Width: 46cm
Product Weight: from 16.8kg complete
Weight Capacity: 120kg

Weekly: \$20.00 | Monthly: \$75.00



Standard Transit Wheelchair
Seat Width: 46cm
Product Weight: 16.8kg complete
Weight Capacity: 120kg

Weekly: \$20.00 | Monthly: \$75.00



**Lightweight Self Propelled
Wheelchair**
Seat Width: 46cm
Product Weight: 12.9kg complete
Weight Capacity: 115kg

Weekly: \$30.00 | Monthly: \$110.00



Lightweight Transit Wheelchair
Seat Width: 46cm
Product Weight: 9.5kg complete
Weight Capacity: 115kg

Weekly: \$30.00 | Monthly: \$110.00



4 Wheel Walker with Seat
Seat: 36 x 30cm
Seat Height: 56cm
Weight Capacity: 130kg

Weekly: \$15.00 | Monthly: \$55.00



Walking Frame with Wheels & Skis
Height Adjustable.
Easily folds for easy storage.
Weight Capacity: 127kg

Weekly: \$12.00 | Monthly: \$45.00



Forearm Support Walker
Folds for Storage
Height Adjustable

Weekly: \$20.00 | Monthly: \$75.00



Knee Walker
For patients unable to use second leg
Weight Capacity: 130kg

Weekly: \$35.00 | Monthly: \$135.00

Visit our web site for online purchases and further information

www.hospitalathome.com.au


or Phone: 1300 303 604

BARIATRIC



Extra Wide Hi Low Electric Bed
Foam Mattress & Safety Sides Included
Weight Capacity: 220kg

Weekly: \$70.00 | Monthly: \$260.00



Electric Pressure Care Mattress
Hospital Grade ICU Mattress Weight
Capacity: 250-280kg

Weekly: \$130.00 | Monthly: \$480.00



Bariatric Bedside Commode
Non Height Adjustable
Seat Width: 52cm & 60cm
Weight Capacity: 175kg

Weekly: \$25.00 | Monthly: \$95.00



Bariatric Utility Chair
Seat Width: 52cm
Product Weight: 10.2kg
Weight Capacity: 250kg

Weekly: \$50.00 | Monthly: \$190.00



Bariatric Shower Chair
Width: 52cm
Non height Adjustable
Weight Capacity: 300kg

Weekly: \$25.00 | Monthly: \$95.00

MANUAL HANDLING



Electric Home Care Hoist
Includes choice of sling
Weight Capacity: 227kg

Weekly: \$45.00 | Monthly: \$ 175.00



Electric Stand Up Hoist
Includes choice of sling
Weight Capacity: 200kg

Weekly: \$65.00 | Monthly: \$ 250.00



Bariatric Over Toilet Aid
Width Between Arms: 52cm & 60cm
Seat Height: 55cm
Weight Capacity: 195kg

Weekly: \$20.00 | Monthly: \$75.00



Bariatric Shower Commode
Seat Width: 52cm & 60cm
Seat Depth: 41cm
Weight Capacity: 180kg

Weekly: \$45.00 | Monthly: \$175.00



Bariatric Seat Walker
Seat Width: 55cm. Product weight: 9.4kg
Handles height Adjustable.
Weight Capacity: 225kg

Weekly: \$25.00 | Monthly: \$95.00



Bariatric Wheelchair
Seat Width: 52cm & 60cm
Padded Desk Arms
Weight Capacity: 205kg

Weekly: \$40.00 | Monthly: \$150.00



Slings for Hoists
All Sizes and Styles to suit the user
(Small, Medium, Large & Extra Large*)

Weekly: \$10.00 | Monthly: \$ 38.00



Transfer Boards
Various Styles available

Weekly: \$12.00 | Monthly: \$45.00

PRESSURE CARE




EquaGel Cushion 45cm x 45cm
Hospital Grade Pressure Relieving
Cushion Supplied with Cover

Weekly: \$25.00 | Monthly: \$95.00



**RoHo Hi Profile Cushion
45cm x 45cm**
10cm of interconnected Air Cells
Supplied with Cover & Pump

Weekly: \$25.00 | Monthly: \$95.00



**Roho Dry Floatation Mattress
Section**
51 x 86 cm (4 Sections for Single bed)
Has no patient Weight Limit

Weekly: \$35.00 | Monthly: \$135.00



**Triple Layer Foam Pressure
Mattress**
Infection Control Cover. High Density
Foam with Memory Foam on top layer
Weight Capacity: 130kg

Single mattress
Weekly: \$25.00 | Monthly: \$95.00
King Single Mattress
Weekly: \$35.00 | Monthly: \$110.00



**Electric Peak Care 5 Overlay
(125mm)**
Placed over Foam Mattress Maximises
Blood Flow across the body Weight
Capacity: 150kg

Weekly: \$40.00 | Monthly: \$150.00



**Electric Peak Care 8 Mattress
(205mm)**
Total Mattress Replacement
Full Alternating Air for High Risk patients
Weight Capacity: 180kg

Single Mattress
Weekly: \$65.00 | Monthly: \$250.00
King Single Mattress
Weekly: \$130.00 | Monthly: \$480.00

Terms and Conditions: The minimum rental period is two weeks. Delivery and pick up charges apply. All prices are subject to change without notice. All repairs and maintenance of rental equipment will be done by Service Dept of Hospital at Home. Any damage to the equipment during the term of hire will be charged to the hirer. This does not include normal wear and tear. This cost may be taken from the security deposit or charged to the nominated credit card. Rental equipment is subject to availability and remains the property of Hospital at Home. Payment Methods: Credit Card: The security deposit will be waived if payment for the rental equipment is made by credit card deductions. Two weeks rental in advance will be debited from the card for as long as the rental is ongoing. If the equipment is returned damaged, the credit card may be further debited to cover the cost of repairs. Cash/Cheque: The security deposit will be held by Hospital at Home. This will be refunded when goods are returned and inspected for damage. Any damage costs may be deducted from the security deposit and, if insufficient, Hospital at Home retains the right to recover those costs. There are no cash refunds, a cheque will be posted to the hirer within five working days. Rent N'Own New equipment may be purchased by monthly payments over a less than twelve month period. Conditions apply. Rental equipment may be purchased with half the amount paid in hire fees deducted from the new equipment purchase price. Conditions apply.

After every hire, equipment is cleaned and disinfected to hospital standards in a dedicated wash bay.

Hospital at Home

Head Office and Showroom

Unit 1, 30 Heathcote Road, Moorebank NSW 2170
P 02 9601 7757 | E sales@hospitalathome.com.au

Newcastle Showroom

1/68 Munibung Road, Cardiff NSW 2285
P 02 4954 4723 | E newcastleoperations@pegasushealth.com.au

Visit our web site for online purchases
and further information

www.hospitalathome.com.au

Member of The
Country Care Group



Member of
Peak Care Equipment



Global Assistance



I
ndis



ISO 9001
Quality



Mobility & Rehabilitation Equipment for Home Care Nursing



Phone: 1300 303 604
Hire Equipment Price List